



**PLEASE READ THE
INSTRUCTIONS
CAREFULLY BEFORE USE.**

PRODUCT SPECIFICATION

Model No: 114180
Coil Resistance: 0.3Ω
Coil Dimensions:
22x11(Dia)mm

**For use with Ibiza Club®
Deluxe Sub Ohm Vape Kit
Model No: 114159**

CONTENTS

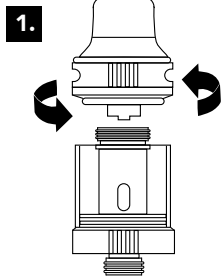
5x Replacement Coils

REPLACING THE ATOMIZER COIL

The coil is a consumable part and should be changed regularly depending upon rate of use.

You should replace the coil if you notice a deterioration in performance, taste or quality.

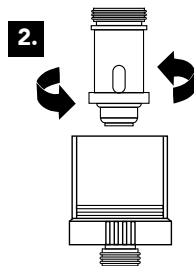
***Only use these Ibiza Club®
Deluxe Sub Ohm
replacement coils Model
No: 114180 with device
Model No: 114159**



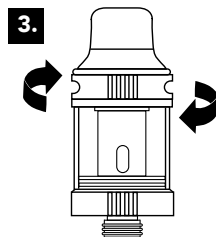
Ensure the Ibiza Club® device is turned OFF. Open the atomizer by rotating the airflow controller unit anti-clockwise.



WARNING Before replacing the coil ensure the atomizer is empty.



To remove the existing coil, rotate it anti-clockwise inside the glass chamber.



Insert the new coil and rotate it clockwise to tighten fully. Then reattach the airflow controller unit.

To view the full range of
Ibiza Club®
products visit our website –

ibizavapeclub.com

FIND US and JOIN THE CLUB!

**#ibizavapeclub
@ibizavapeclub**



IBIZA CLUB
VAPES & E-LIQUIDS

**DISPOSE OF THE USED COIL IN
A RESPONSIBLE MANNER.**



PRODUCED BY: AFB PLC, UNIT 2,
ALBAN PARK, HATFIELD ROAD,
ST ALBANS, HERTS, AL4 0JJ, UK

MADE IN CHINA

THE NAME IBIZA CLUB® IS A REGISTERED
TRADEMARK OF AFB PLC.