



PLEASE READ THE INSTRUCTIONS CAREFULLY BEFORE USE.

PRODUCT SPECIFICATION

Model No: 114128
Coil Resistance: 2.2Ω
Coil Dimensions:
26.2x10(Dia)mm

For use with Ibiza Club® E-Cigarette Vape Kit Model No: 114098

CONTENTS

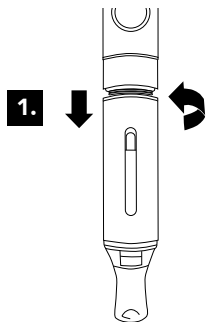
5x Replacement Coils

REPLACING THE CLEAROMIZER COIL.

The coil is a consumable part and should be changed regularly depending upon rate of use. You should replace the coil if you notice a deterioration in performance, taste or quality.

***Only use these Ibiza Club® E-Cigarette replacement coils Model No: 114128 with device Model No: 114098**

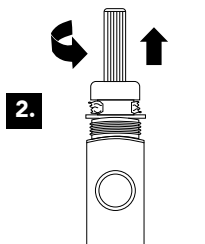
Ensure the Ibiza Club® device is turned OFF. Once actioned turn the device upside down, this will stop any remaining E-Liquid spilling out of the chamber once opened.



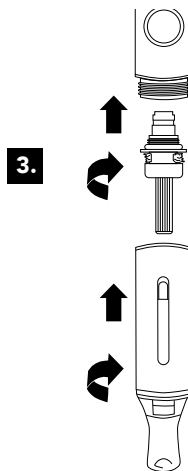
To open the clearomizer rotate the mouth piece section below the metal ring clockwise.



WARNING If the clearomizer contains E-Liquid care should be taken to avoid spillages when changing the coil.



To remove the used coil rotate it anti-clockwise.



Insert the new coil and rotate it clockwise to tighten fully. Before reattaching the mouth piece turn the device upside down then secure the mouth piece section by rotating it anti-clockwise. Care should be taken not to over tighten the mouth piece.

DISPOSE OF THE USED COIL IN A RESPONSIBLE MANNER.



PRODUCED BY: AFB PLC, UNIT 2,
ALBAN PARK, HATFIELD ROAD,
ST ALBANS, HERTS, AL4 0JJ, UK

MADE IN CHINA

THE NAME IBIZA CLUB® IS A REGISTERED TRADEMARK OF AFB PLC.

To view the full range of Ibiza Club® products visit our website –

ibizavapeclub.com

FIND US and JOIN THE CLUB!

#ibizavapeclub
@ibizavapeclub



IBIZA CLUB
VAPES & E-LIQUIDS